

Scaled data based on original data using
LM-79-08 Approved Method: Electrical and Photometric Measurements of Solid-
State Lighting Products

Test Report Prepared for
Cooper Lighting Solutions
(formerly Eaton)

Brand: INVUE

Report Number: P401280

Luminaire Tested: **ENT-SA1C-730-U-T2**

Issue Date: 5/20/2020

Test Information

Test Method: LM-79-08
Report Number: P401280
TEST IS SCALED FROM IESNA LM-79-08 TEST DATA (G1-2004-754-11)
Test Lab: INNOVATION CENTER
Issue Date: 5/20/2020
Manufacturer: COOPER LIGHTING SOLUTIONS (FORMERLY EATON)
Product Line: INVUE
Catalog Number: ENT-SA1C-730-U-T2
Description: ENTRI LED LUMINAIRE
(1) 70 CRI, 3000K, 615mA LIGHTSQUARE WITH 16 LEDS AND TYPE II OPTICS
Light Source: -
Ballast/Driver: ELECTRONIC DRIVER

Summary

Lumens per Lamp: N/A
Luminaire Lumens: 4089 lumens
Efficiency: N/A
Efficacy: 122.8 lumens/watt
Luminous Opening: Rectangular (W 0.5' x L: 0.5' x H: 0')
IES Classification: Type III - Medium - Non-Cutoff
BUG Rating: B1 - U0 - G1

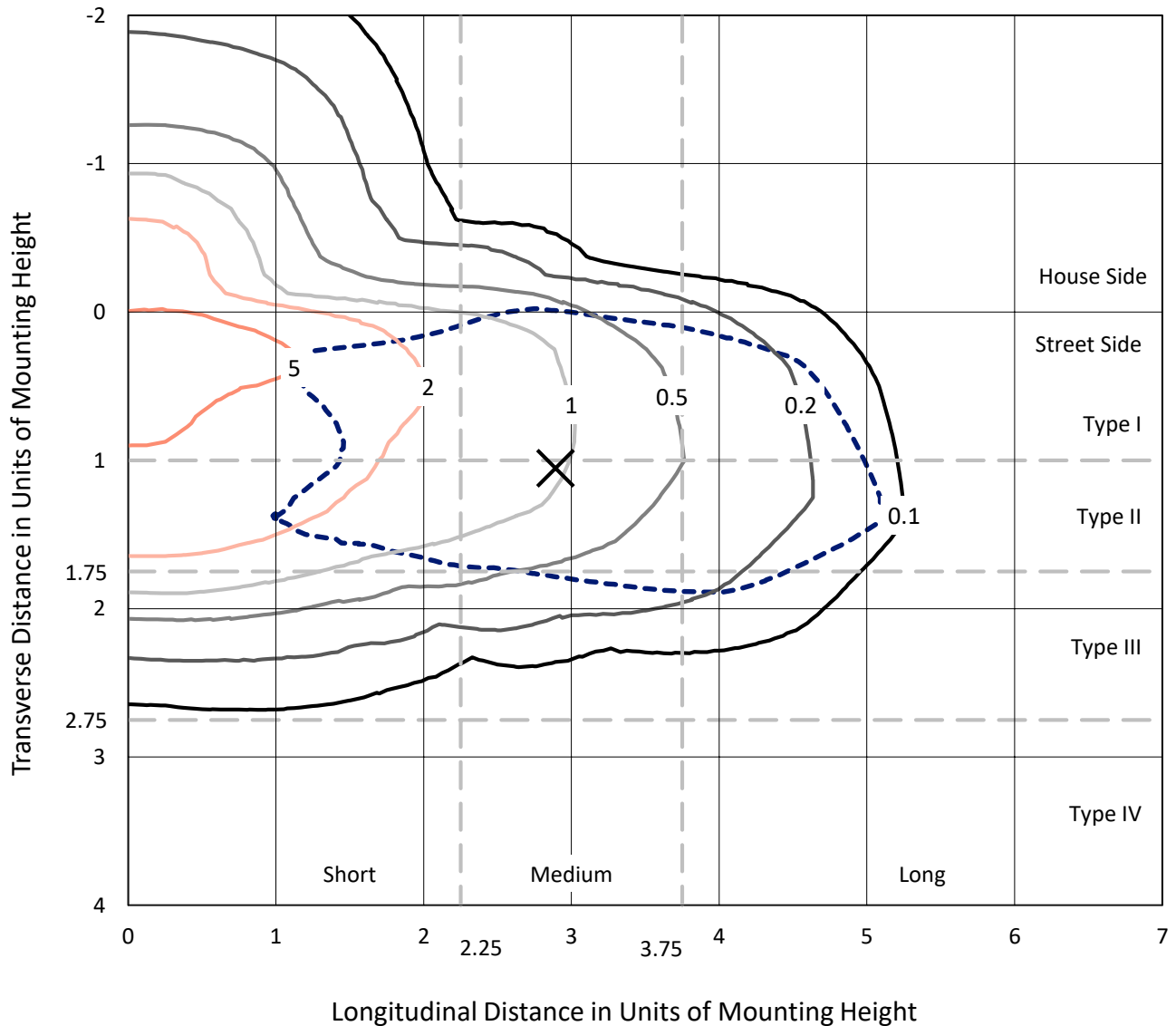
Input Watts (W): 33.3
Input Voltage (V): NR
Input Current (Ain): NR
Voltage Rise (V): NR
Power Factor: NR
Total Harmonic Distortion (THDi): NR
Frequency (hertz): 60
Stabilization Time: NR
Operation Time: NR
Ambient Temperature (°C): NR
Test Distance: 25 FT



REPORT NUMBER: P401280
 CATALOG NUMBER: ENT-SA1C-730-U-T2

Iso-Footcandle Lines of Horizontal Illumination

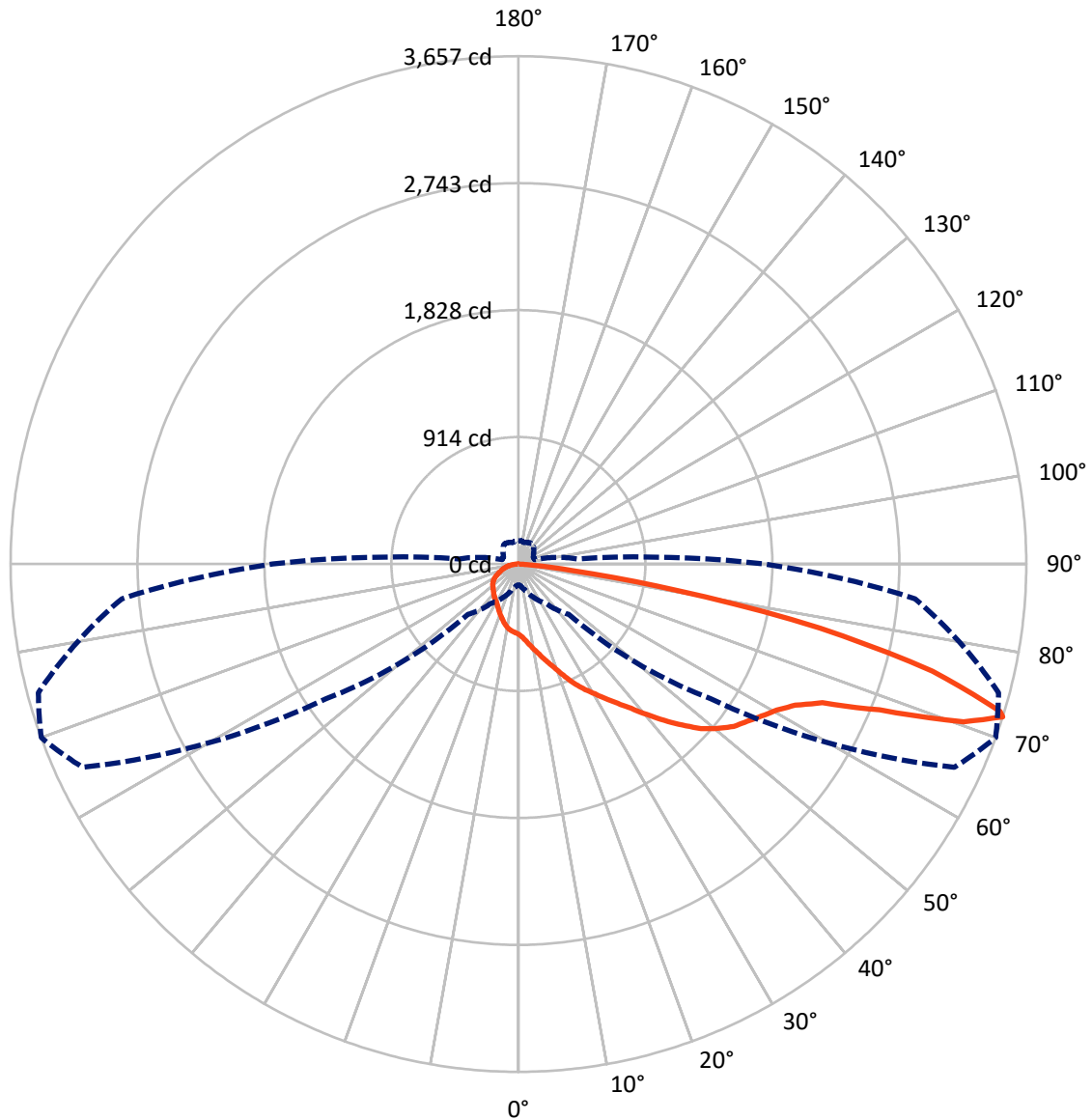
× Max cd
 - - - 1/2 Max cd



Based on 10 foot mounting height. Maximum calculated value = 7.1 fc
 Type III - Medium - Non-Cutoff

REPORT NUMBER: P401280
CATALOG NUMBER: ENT-SA1C-730-U-T2

Luminous Intensity Polar Plot



— Vertical Plane Through 70-Deg Lateral - - - Horizontal Cone Through 72-Deg Vertical

REPORT NUMBER: P401280

CATALOG NUMBER: ENT-SA1C-730-U-T2

FLUX DISTRIBUTION:

		Downward	Upward	Total
House Side	Lumens	759.8	0.0	759.8
	% Fixture	18.6	0.0	18.6
Street Side	Lumens	3329.2	0.0	3329.2
	% Fixture	81.4	0.0	81.4
Total	Lumens	4089.0	0.0	4089.0
	% Fixture	100.0	0.0	100.0

Coefficient of Utilization

ZONAL LUMENS:

Zone	Lumens	% Fixture
0°-10°	50.9	1.2
10°-20°	163.3	4.0
20°-30°	289.2	7.1
30°-40°	429.9	10.5
40°-50°	623.7	15.3
50°-60°	852.1	20.8
60°-70°	933.0	22.8
70°-80°	663.6	16.2
80°-90°	83.3	2.0
90°-100°	0.0	0.0
100°-110°	0.0	0.0
110°-120°	0.0	0.0
120°-130°	0.0	0.0
130°-140°	0.0	0.0
140°-150°	0.0	0.0
150°-160°	0.0	0.0
160°-170°	0.0	0.0
170°-180°	0.0	0.0
0°-90°	4089.0	100.0
0°-180°	4089.0	100.0



REPORT NUMBER: P401280

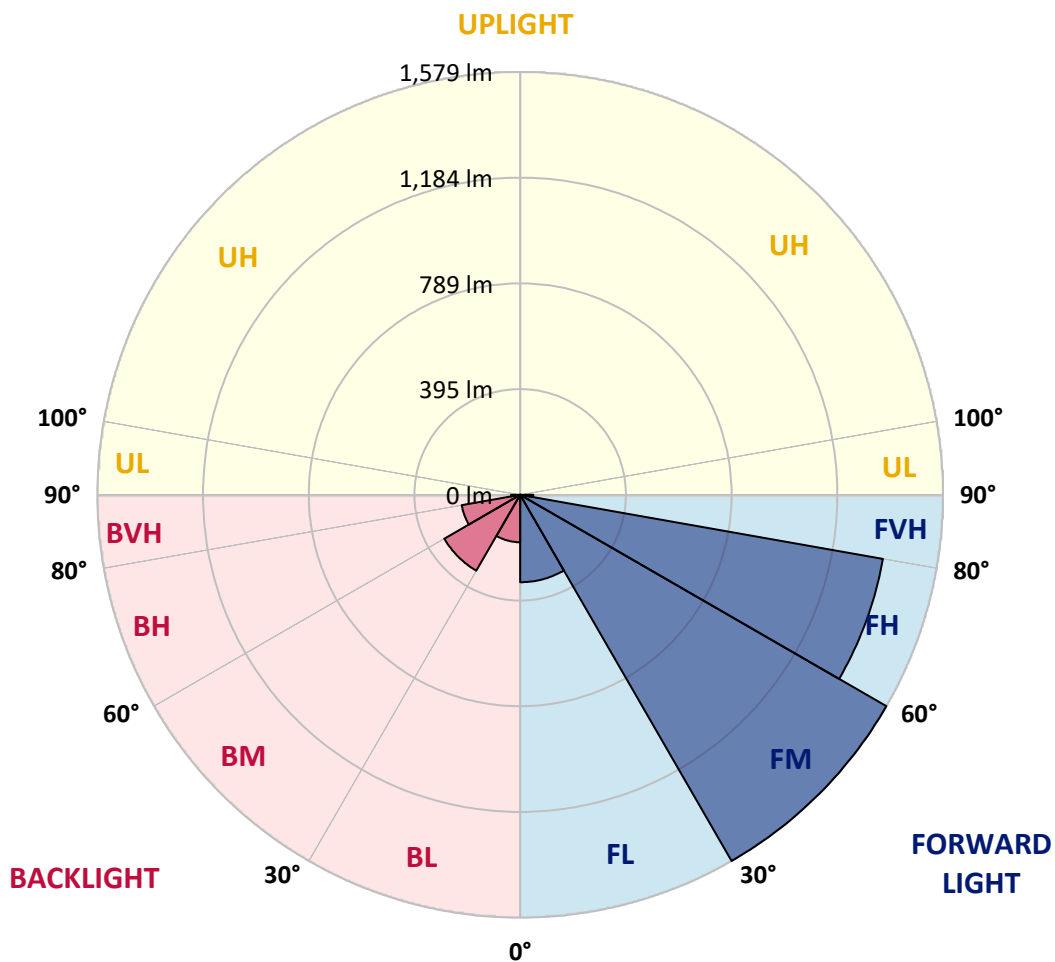
CATALOG NUMBER: ENT-SA1C-730-U-T2

LUMINAIRE CLASSIFICATION SYSTEM LUMEN TABLE AND BUG RATING:

Zone		Lumens	% Fixture	Zone Rating/Lumen Limit		
				B	U	G
FL	(0°-30°)	326.4	8.0			
FM	(30°-60°)	1578.6	38.6			
FH	(60°-80°)	1375.0	33.6			G1/1800
FVH	(80°-90°)	49.2	1.2			G1/100
BL	(0°-30°)	177.0	4.3	B1/500		
BM	(30°-60°)	327.1	8.0	B1/1000		
BH	(60°-80°)	221.5	5.4	B1/500		G1/500
BVH	(80°-90°)	34.1	0.8			G1/100
UL	(90°-100°)	0.0	0.0		U0/0	
UH	(100°-180°)	0.0	0.0		U0/0	

BUG Rating: B1-U0-G1

Type III Medium





REPORT NUMBER: P401280

CATALOG NUMBER: ENT-SA1C-730-U-T2

CANDELA DISTRIBUTION (FULL):

	0°	5°	15°	25°	35°	45°	55°	65°	70°	75°	85°
0°	506.4	506.4	506.4	506.4	506.4	506.4	506.4	506.4	506.4	506.4	506.4
2.5°	563.0	560.1	560.7	555.5	552.5	545.5	537.9	529.8	525.7	522.7	512.8
5°	618.0	618.0	620.3	616.2	605.1	593.4	580.0	561.9	554.3	543.8	523.9
7.5°	663.5	664.7	664.7	663.5	653.6	640.7	623.2	601.0	588.7	573.6	542.6
10°	686.9	689.8	692.1	693.9	692.7	685.1	665.3	642.5	625.5	605.7	564.2
12.5°	698.6	699.7	703.8	712.6	719.6	725.4	710.8	684.0	667.0	643.1	587.6
15°	711.4	711.4	715.5	726.6	740.0	755.8	754.0	733.0	714.9	685.1	617.4
17.5°	719.6	721.9	729.5	741.2	759.9	786.2	799.6	787.9	764.6	733.0	649.5
20°	714.9	716.7	731.8	754.6	778.6	812.4	846.3	846.3	824.1	787.9	685.1
22.5°	723.7	726.6	737.1	758.7	791.4	835.2	890.7	910.0	890.7	851.0	726.6
25°	757.5	756.4	765.1	773.9	801.9	856.3	928.7	978.3	960.8	917.0	766.9
27.5°	806.6	806.6	811.3	810.7	820.6	873.8	962.0	1038.5	1023.9	971.3	800.2
30°	863.3	864.4	863.3	862.7	860.9	897.7	991.8	1092.2	1084.6	1032.6	830.6
32.5°	932.2	935.1	930.4	918.8	911.7	932.2	1016.9	1152.4	1154.7	1093.4	860.3
35°	1018.6	1023.3	1005.8	988.8	971.3	980.7	1046.1	1209.0	1232.4	1162.3	896.6
37.5°	1105.1	1112.7	1109.7	1064.2	1039.7	1039.1	1089.3	1279.7	1318.8	1252.3	948.0
40°	1178.1	1184.5	1188.0	1146.5	1112.7	1111.5	1153.0	1353.3	1425.1	1355.6	1008.7
42.5°	1226.6	1232.4	1242.9	1218.4	1186.8	1201.4	1223.1	1426.3	1539.6	1481.8	1083.5
45°	1279.1	1283.8	1290.2	1276.2	1259.9	1301.9	1311.8	1507.5	1654.1	1617.3	1171.1
47.5°	1335.2	1339.9	1343.4	1332.9	1327.0	1386.0	1398.9	1590.4	1769.7	1757.5	1256.3
50°	1397.1	1398.9	1402.4	1397.1	1398.9	1462.5	1470.7	1663.4	1861.4	1903.5	1345.1
52.5°	1503.4	1505.7	1506.9	1481.8	1473.0	1511.0	1528.5	1741.1	1942.1	2025.0	1423.4
55°	1587.5	1595.7	1632.5	1616.1	1595.1	1545.5	1576.4	1803.6	1999.3	2138.3	1505.2
57.5°	1518.6	1537.3	1629.0	1706.1	1765.1	1646.5	1633.1	1867.9	2065.3	2235.8	1600.4
60°	1318.3	1345.7	1478.9	1639.5	1830.5	1878.4	1749.3	1947.9	2137.1	2337.5	1702.6
62.5°	914.1	942.1	1126.1	1382.5	1720.1	2011.0	2067.6	2089.8	2237.0	2441.4	1835.7
65°	438.1	466.7	618.5	889.0	1358.6	1925.7	2438.5	2384.2	2405.2	2573.4	2032.0
67.5°	278.6	293.8	353.4	484.2	790.3	1499.9	2571.7	2970.6	2803.6	2877.7	2422.7
70°	203.8	207.3	258.7	335.3	469.0	876.1	2270.9	3531.9	3401.1	3392.9	2894.1
72°	150.7	156.5	196.2	267.5	346.9	512.2	1689.7	3463.6	3656.9	3579.2	2866.1
72.5°	141.9	146.6	181.1	252.9	327.7	449.7	1513.9	3384.1	3625.4	3584.5	2812.3
75°	103.4	106.9	123.8	179.9	253.5	260.5	808.4	2597.4	3078.7	3422.1	2549.5
77.5°	71.3	73.6	82.4	110.4	173.5	176.4	342.9	1773.3	2221.8	2736.4	1960.7
80°	43.2	44.4	49.6	60.2	110.4	104.5	141.3	926.9	1159.4	1487.6	909.4
82.5°	18.1	18.7	21.6	23.9	46.7	49.6	57.2	302.6	383.7	464.9	262.2
85°	0.0	0.0	0.6	0.6	1.2	5.3	8.2	37.4	56.7	67.8	47.3
87.5°	0.0	0.0	0.6	0.6	0.6	1.2	1.2	1.8	2.3	2.3	3.5
90°	0.0	0.0	0.0	0.0	0.0	0.0	0.0	0.0	0.0	0.0	0.0



REPORT NUMBER: P401280

CATALOG NUMBER: ENT-SA1C-730-U-T2

CANDELA DISTRIBUTION (continued):

	90°	95°	105°	115°	125°	135°	145°	155°	165°	175°	180°
0°	506.4	506.4	506.4	506.4	506.4	506.4	506.4	506.4	506.4	506.4	506.4
2.5°	508.1	505.8	498.8	493.0	488.3	480.7	480.1	474.3	474.3	472.5	471.3
5°	516.3	508.7	494.7	481.9	472.5	461.4	456.2	449.7	445.6	443.3	443.9
7.5°	526.8	514.0	490.0	468.4	450.9	436.9	428.7	423.5	420.5	419.4	419.4
10°	541.4	521.6	482.4	449.7	427.5	417.0	412.9	412.4	412.9	413.5	414.1
12.5°	557.8	526.8	468.4	427.5	410.0	405.9	408.3	413.5	418.2	420.0	420.0
15°	574.7	530.3	449.2	407.1	396.6	400.7	408.9	418.8	426.4	431.0	432.2
17.5°	592.3	530.9	428.7	388.4	384.9	395.4	410.0	425.8	438.1	445.6	446.8
20°	610.9	529.8	404.8	371.5	373.2	390.7	411.2	432.8	449.2	459.1	460.3
22.5°	631.4	525.1	381.4	355.1	363.3	386.1	410.0	435.1	452.7	464.3	466.7
25°	651.2	515.7	358.0	340.5	356.3	381.4	404.2	425.8	442.7	453.8	456.7
27.5°	661.8	495.9	335.8	329.4	351.0	374.4	390.7	405.3	414.7	421.7	424.6
30°	663.5	467.8	317.7	321.8	345.2	364.5	373.8	376.1	374.4	376.7	373.8
32.5°	660.0	437.5	303.1	316.0	335.8	350.4	352.8	345.8	335.3	320.7	321.2
35°	657.7	404.2	291.5	307.8	323.6	332.9	328.8	317.7	297.9	280.4	279.2
37.5°	661.8	373.8	281.5	297.3	307.8	311.9	306.1	291.5	273.9	258.7	257.0
40°	673.4	351.6	272.2	285.6	290.9	293.8	286.8	273.9	266.9	255.8	254.1
42.5°	696.2	336.4	263.4	272.8	275.1	278.0	271.0	262.2	268.7	266.3	266.3
45°	727.8	329.4	255.8	260.5	262.8	267.5	263.4	255.8	262.8	249.4	247.1
47.5°	768.6	331.8	250.6	248.2	255.2	263.4	258.7	249.4	247.1	223.1	219.0
50°	811.9	344.0	245.3	238.3	247.1	258.2	252.3	237.7	223.7	211.4	209.1
52.5°	862.7	364.5	240.6	227.2	237.7	252.3	248.2	232.5	217.9	209.1	207.3
55°	918.8	384.3	234.8	214.4	225.5	250.6	249.4	229.0	209.7	205.6	204.4
57.5°	981.8	400.7	227.8	199.8	213.2	245.3	244.1	220.8	207.3	203.8	203.3
60°	1060.7	420.0	215.5	182.8	200.9	235.4	234.2	216.7	202.1	199.2	198.0
62.5°	1168.2	455.6	194.5	167.0	188.1	217.9	224.9	208.5	194.5	193.9	193.9
65°	1345.1	524.5	172.9	153.6	173.5	200.9	212.6	199.2	187.5	190.4	190.4
67.5°	1679.8	617.4	150.7	140.8	159.5	184.6	202.1	189.8	179.9	185.7	185.7
70°	1938.0	582.9	133.2	128.5	145.4	170.0	188.7	179.9	170.6	180.5	179.3
72°	1768.0	427.0	121.5	118.6	133.8	157.7	177.0	170.6	160.6	168.8	166.5
72.5°	1697.3	387.8	118.0	115.6	130.2	155.4	174.6	168.2	157.7	165.9	162.4
75°	1480.6	327.1	102.8	101.6	115.6	139.6	159.5	155.9	145.4	150.1	146.6
77.5°	1225.4	275.7	86.4	88.8	98.7	124.4	143.7	140.2	130.2	129.7	129.1
80°	574.7	153.6	71.3	73.0	82.9	106.3	123.8	121.5	112.1	111.0	109.2
82.5°	166.5	73.6	54.9	56.1	66.6	87.0	106.3	105.1	98.1	96.4	92.3
85°	31.0	23.9	29.8	35.0	48.5	72.4	97.0	94.6	84.1	76.5	70.7
87.5°	1.8	4.7	9.9	16.9	31.0	54.3	78.3	76.5	67.2	57.8	58.4
90°	0.0	0.0	0.0	0.0	0.0	0.0	0.0	0.0	0.0	0.0	0.0

(END OF REPORT)